

滙豐金融證券(亞洲)有限公司

保安編碼器用戶啟動手冊



滙豐金融網上交易服務保安編碼器

設定新保安編碼器的密碼

請於啟動新的保安編碼器前，按以下步驟完成保安編碼器的首次密碼設定：



步驟 1:
按右下角綠鍵  2秒
以開啟保安編碼器



步驟 2:
以鍵盤輸入自選的4至6位數字新密碼，
並按左下角黃鍵  以完成首次
密碼設定（如有需要，請按綠鍵 
刪除有關輸入）

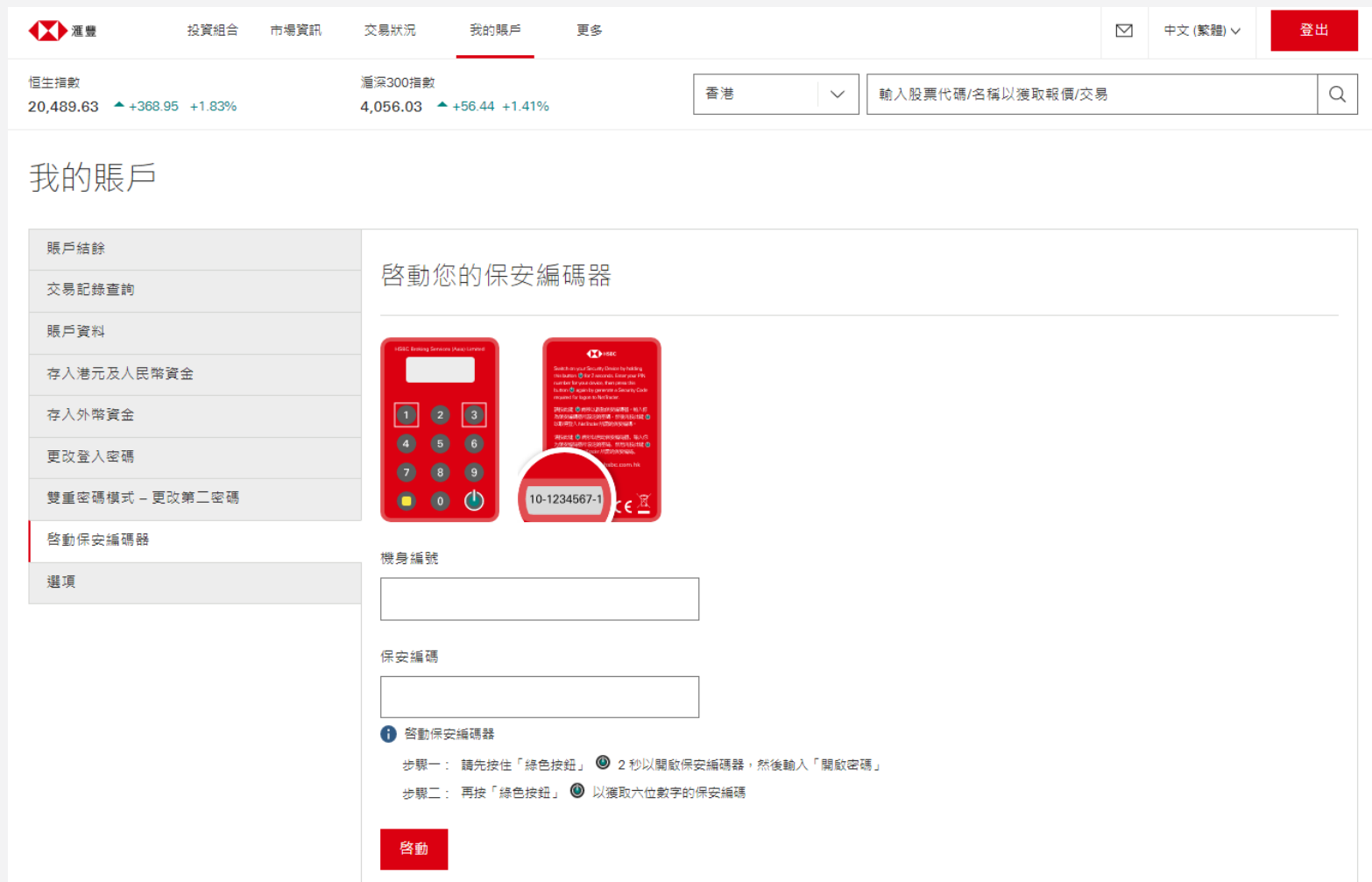


步驟 3:
按屏幕指示再次輸入
密碼以作確認



步驟 4:
如密碼設定成功，屏幕將於右上角
顯示“NEW PIN CONF” 2秒

滙豐金融網上交易服務保安編碼器 啟動保安編碼器



The screenshot shows the HSBC online trading service interface. At the top, there are navigation tabs: 滙豐, 投資組合, 市場資訊, 交易狀況, 我的賬戶, and 更多. Below the navigation, there are market data for 恒生指數 (20,489.63, +1.83%) and 滬深300指數 (4,056.03, +1.41%). A search bar is present with the text '輸入股票代碼/名稱以獲取報價/交易'. The main content area is titled '我的賬戶' and contains a sidebar menu with options: 賬戶結餘, 交易記錄查詢, 賬戶資料, 存入港元及人民幣資金, 存入外幣資金, 更改登入密碼, 雙重密碼模式 - 更改第二密碼, 啟動保安編碼器 (highlighted), and 選項. The main content area displays the '啟動您的保安編碼器' (Activate your Security Code Generator) section. It features an image of the red security code generator device with a keypad and a display showing '10-1234567-1'. Below the image are input fields for '機身編號' (Device ID) and '保安編碼' (Security Code). A red '啟動' (Activate) button is at the bottom. Instructions in Chinese are provided: '步驟一：請先按住「綠色按鈕」2秒以開啟保安編碼器，然後輸入「開啟密碼」' and '步驟二：再按「綠色按鈕」以獲取六位數字的保安編碼'.

啟動保安編碼器

完成新保安編碼器的密碼設定後，請以雙重密碼及短訊保安編碼登入網上交易服務。選擇「我的賬戶」然後按「啟動保安編碼器」。

請按屏幕指示啟動您的保安編碼器。

有關詳情，可在我們的網站

www.hsbc.com.hk/zh-hk/broking

參閱於「電子服務」頁面的常見問題內「登記/登入/保安編碼器/SMS短訊一次性密碼」的部分。

HSBC Broking Securities (Asia) Limited

Security Device Activation Guide




HSBC Broking Digital Trading Services Security Device

Setting up a PIN for the new security device

Please follow the steps below to set up the security device PIN before activation :





Step 1:

Hold the bottom right green button  for 2 seconds to turn on the Device.



Step 2:

Enter a new 4 to 6 digits PIN of your choice using the keypad and press the bottom left yellow button  to complete the first PIN entry. (If needed, please press the green  button to delete input.)



Step 3:

Please follow the on-screen instruction and re-enter PIN for confirmation.



Step 4:


"NEW PIN CONF" will be displayed in the top right corner for 2 seconds if the PIN is successfully set up.


HSBC Broking Digital Trading Services Security Device

Security Device Activation

The screenshot shows the HSBC Broking Digital Trading Services interface. At the top, there is a navigation bar with the HSBC logo, menu items (Portfolio, Market, Order status, My account, More), a language selector (English), and a Log off button. Below the navigation bar, there is a market data section showing the Hang Seng Index at 19,376.31 (-448.26, -2.26%) and the CSI 300 Index at 3,958.74 (-17.68, -0.44%). A search bar for stock codes is also present. The main content area is titled "My account" and features a sidebar menu with options like Account balance, Transaction history, Account information, Fund your account with Hong Kong Dollar and Renminbi, Fund your account with Foreign currency, Change logon password, Change second password for dual-password logon, Activate Security Device (highlighted), and Preferences. The main content area is titled "Activate your Security Device" and displays an image of the security device with a red circle highlighting the green button and the 6-digit security code "10-1234567-1". Below the image, there are input fields for the Serial number and Security code. A red "Activate" button is at the bottom. The instructions are as follows:

Activate the Security Device

Step 1: Press and hold the green button  for 2 seconds to turn on your Security Device and then, enter your Security Device PIN.

Step 2: Press the green button  to obtain the 6-digit Security Code.

Security Device Activation

After setting up the PIN for the new security device, please log on to Digital Trading Services using Dual Password & SMS One Time Password Logon mode. Select “My Account”, then click “Activate Security Device”.

Please follow the on-screen instruction to activate your device.

For more information, please refer to the “Registration/Logon/Security Device/SMS One-Time Password” section on the FAQ page under Digital service at our website

www.hsbc.com.hk/broking.